

### STANDARD FEATURES

- Steel guide rail with easy retrofit mounting
- Carriage with steel roller bearings for easy positioning
- Roto-lock brake system (MD100 / MD100D)
- Fine tune adjustment knob for 0.001in positioning (MD100D)
- Steel faceplate with manual arm lift, adjustable in X / Y / Z directions
- Heavy duty spring shock absorber (optional)
- Inch / metric tape rule with indicator (MD100)
- Battery powered digital LCD readout with inch/metric conversion and fractional display (MD100D)
- Magnetic linear encoder for direct measuring (MD100D)
- Left or right side mounting

### SPECIFICATIONS

- Brake force: 3,500N
- Resolution MD50D/H: 0.001in or 1/64 fractional or 0.01mm
- Resolution MD50: 1/32in scale, 1mm scale
- Total length: measuring length + 20in
- Arm adjustment: width: 12in, length: 24in, others upon request


### ROLLER CONVEYOR, SERIES RC AND RD

- Open conveyor, steel construction with galvanized steel rollers
- Stands with flexible height adjustment from 27-3/8 to 39-3/8in
- Capacity: 135lbs/ft (RC) or 1,800lbs/ft (RD)
- Width between rail: 13/15/19 inch standard, others upon request
- Plastic rollers and metal safety inserts available upon request


### FLAT TABLE, SERIES RF

- Solid steel top with 135lbs/ft capacity
- Stands with flexible height adjustment from 27-3/4 to 39-3/4in
- Overall width: 12/16/22 inch standard, others upon request

MD100D with RD conveyor




MD100/D arm lift



MD100D carriage



MD100 rule indicator



MD100D brake system